



THE INTERNATIONAL EPD® SYSTEM

EPD registration number: S-P-00480.

Issued on 14th February 2017 – valid to 13 February 2022.

The environmental impacts of this product have been assessed from cradle to factory gate.

This Environmental Product Declaration has been verified by an independent third party.

Environmental Product Declaration

In accordance with ISO 14025 and EN 15804

Aluminium Framed Glazed Doors

Introduction

Optima Products Limited is a UK-based manufacturer of aluminium framed, glazed partition systems and doors. Based in Radstock, Bath, Optima Products Limited has been designing and producing innovative and performance-driven aluminium and glass-based partition and door systems since the 1980s.

This EPD provides environmental performance indicators for aluminium framed glazed doors.

This is a cradle-to-gate EPD in accordance with the requirements of EN 15804, and thus covers the modules A1–A3 defined in that standard.


The EPD is based on a life cycle assessment (LCA) study which used production data for the 12-month period November 1, 2014 to October 31, 2015 from Optima Products Limited's manufacturing facility in Radstock, UK. Background data were taken from the ecoinvent database (v3.2).

The EPD presents details of the LCA, a description of the product life cycle it covers, values for the environmental indicators specified by EN 15804 and a brief explanation of those results.

The declared unit is 1 single door including a typical set of door hardware (a lock, handles, hinges, and a door closer/spring). The dimensions of this door are: width 990mm; height 2.60m.

Indicator values are declared separately for double-glazed doors and single-glazed doors.

Aluminium Framed Glazed Doors

EPD programme:	The International EPD® System
EPD programme operator:	EPD International AB - Stockholm - Sweden www.environdec.com
EPD owner:	Optima Products Limited Mill Road Radstock Bath BA3 5TX - UK www.optimasystems.com
EPD registration No:	S-P-00480
Date of publication:	14 February 2017
EPD valid until:	13 February 2022
EPD geographical scope:	Worldwide
EPD based on Product Category Rules:	The CEN standard EN 15804 serves as the core PCR
	The International EPD® System's PCR 2012:01 Construction products and Construction services, Version 2.01, 2016-03-09
PCR review conducted by:	The Technical Committee of the International EPD® System Chair: Maurizio Fieschi; contact via info@environdec.com
EPD verification:	Independent verification of this EPD and data, according to ISO 14025/2006: <input type="checkbox"/> internal certification <input checked="" type="checkbox"/> external verification
Third party verifier:	Ugo Pretato - Recognised Individual Verifier
Accredited or approved by:	The International EPD® System
LCA conducted by:	EuGeos Limited - UK +44 (0)1625 434423 - www.eugeos.co.uk 

EPDs within the same product category but from different programmes may not be comparable.

EPDs of construction products may not be comparable if they do not comply with EN 15804.

Company Profile

Optima Products Limited designs and produces aluminium framed glass partition systems and doors from its manufacturing base in Radstock. The factory uses the latest design techniques to ensure high quality products which are rigorously tested both in-house and externally before going to market.

The Optima product range is sold and installed through the Optima contracting divisions in London, Dubai and Kuala Lumpur and through a worldwide network of selected contracting partners.

Optima Products Limited puts quality at the heart of the design and production management and operates an accredited quality management system to ISO 9001: 2008.

In keeping with Optima's determination to drive good environmental practice in the entire product cycle, Optima Products Limited operates an accredited environmental management system to ISO 14001: 2004. In addition, it is a requirement on all our principal supply chain partners that they also operate similar systems.

Optima Products Limited believes in openness and transparency in the supply chain and manufacturing process and has published Health Product Declarations in accordance with HPD Standard version 1.0.

Contact

Peter Long, Technical Manager

Peter.long@optima-group.co.uk

T: +44 (0) 1761 433461

Optima Products Limited

www.optimasystems.com

Mill Road, Radstock

Bath BA3 5TX, UK

Product Information

Aluminium Framed Glazed Doors

All aluminium framed glazed doors produced by Optima Products Limited are classified CPC 4212 under the UN CPC classification system V2.1.

This EPD applies to aluminium framed glazed doors in the following Optima Products' ranges:

Product Name: **AXILE Family**

Product Types: **Flush-Bond Door (47mm thick)**
Conceal Door & Harmony Door (37mm thick)

Specification: Glazed door leaves framed by concealed grade 6063 aluminium extrusions on all edges. All doors operate on pivots. Flush-Bond doors may be single action on offset pivots or double action on in-line pivots. Conceal doors are in-line pivoting single action only doors. Harmony doors are in-line pivoting and may be single or double action. All doors are glazed with 6mm toughened glass on the inside face and either 6mm or 8mm toughened glass on the outside face. Doors may incorporate a lock case with either a latch, sash lock or dead lock function and will have stainless steel lever handles or pull handles.

Performance: Sound Reduction of up to Rw33dB.




Product Name: **EDGE Family**

Product Types: **Symmetry Door (54mm thick)**
Affinity Door (54mm thick)
Amity Door (54mm thick)

Specification: Glazed door leaves framed by grade 6063 aluminium composite extrusions on all edges. All doors are single action and may be hinged or set on offset pivots when mounted in an Optima Microflush door frame. All doors can be single or double glazed. Symmetry door uses toughened glass throughout – 12mm in single glazed form and 6mm and 8mm in double glazed. Affinity and Amity can use either 12mm toughened or 12.8mm annealed acoustic laminated glass in single glazed form and 6mm toughened with up to 8.8mm annealed acoustic laminated glass. Doors may be single leaf or double leaf with the latter typically having a primary active leaf and a slave leaf. The slave leaf may be narrower when necessary. Doors may incorporate a lock case with either a latch, sash lock or dead lock function and will have stainless steel lever handles or pull handles.

Performance: Sound Reduction of up to Rw42dB.



Product Information

Product Name: ELITE Family

Product Types: Symmetry Door (100mm thick)
Affinity Door (100mm thick)

Specification: Glazed door leaves framed by grade 6063 aluminium composite extrusions on all edges. All doors are single action and may be hinged or set on offset pivots when mounted in an Optima Microflush door frame. All doors are double glazed. Symmetry door uses toughened glass - 6mm inside and 8mm outside. Affinity door uses 6mm toughened glass inside and 8.8mm annealed acoustic laminated glass outside. Doors are single leaf only. Symmetry doors are non-latching/locking and may be fitted with only a pair of stainless steel pull handles. Affinity doors may incorporate a lock case with either a latch, sash lock or dead lock function and will have stainless steel lever handles or pull handles.

Performance: Sound Reduction of up to Rw45dB.



Product Name: KINETIC Family

Product Types: Aero Door (28mm thick) including ELITE Aero pocket sliding door
Align Door (28mm thick)

Specification: Glazed door leaves framed by grade 6063 aluminium composite extrusions on all edges. All doors are manually operated sliding doors suspended on hanging trolleys in the Kinetic partition system. All doors are single glazed. Aero is glazed in 10mm toughened glass. Align is glazed in 12mm toughened glass. ELITE Aero is glazed in 12mm toughened glass. All doors may be supplied with stainless steel pull handles and are optionally supplied with a hook bolt lock.

Performance: Sound Reduction of up to Rw34dB.



All Optima doors can be supplied with either powder coated or anodised finish to the aluminium framework.

This EPD concerns representative (reference) doors of specified area: one double-glazed, one single-glazed. These doors' specifications are based on those of doors produced by Optima Products in the period November 1, 2014 to October 31, 2015. The reference doors correspond to doors from the EDGE range: with 12mm glass for single-glazed doors, 8mm + 6mm for double-glazed ones.

Product Information

Manufacturing

Optima Products' Radstock factory carries out the following manufacturing activities:

- Storage of raw materials, components and packaging
- Aluminium profile finishing and coating
- Fabrication of steel components
- Door assembly
- Packing of finished products.

Packaging

Doors are packed onto wooden pallets for transport to the project site, or in wooden crates if exported. Door-frame profiles are packed in cardboard boxes.

Optima Products Limited uses only FSC certified wood products in its palletisation of material deliveries. All pallets are set aside at their destination and returned for re-use.

Product Use and Maintenance

All Optima doors are designed and tested to satisfy the requirements for Class 5 (Normal use) Pedestrian doors according to EN 12400: 2002. Doors should be subjected to regular inspection and maintenance in accordance with the published Optima operation and maintenance schedule – see www.optimasystems.com for further details.

End-of-Life

It is recommended that doors being permanently removed from site, and with no planned re-use, be separated from the general waste disposal regime and the glass and aluminium stripped out for potential recycling using a regulated recycling scheme.

The European Waste Catalogue (EWC) codes below apply to the product or parts of it when removed from the building:

EWC 17 02 02 Glass

EWC 17 02 03 Plastic

EWC 17 04 01 Copper, Bronze, Brass

EWC 17 04 02 Aluminium

EWC 17 04 05 Iron and Steel.

All Optima systems are designed to be re-usable and re-locatable if properly configured. Ensure that appropriate after-use planning is implemented to ensure the correct Optima system configuration is specified.

Further Product Information

Detailed product information and datasheets can be found on our website: www.optimasystems.com

Product Information

Content Declaration

The material composition of an aluminium-framed glazed door is shown below:

Material input	% of inputs per declared functional unit					
	Single-glazed door			Double-glazed door		
	Min	Reference Product	Max	Min	Reference Product	Max
Glass	70	83	90	74	83	90
Aluminium	24	12	6	22	13	5
Steel	4.0	3.0	2.5	2.0	2.5	3.5
Other metals	1	1	1	1	<1	<1
Polymers	<0.5	<0.5	<0.5	<0.5	<0.5	<0.5

No substance on the "Candidate List of Substances of Very High Concern for authorisation" derived under REACH is present either above the limits for registration with the European Chemicals Agency or in excess of 0.1 weight-% of the product

Technical Data

The technical characteristics of Optima Products' aluminium framed glazed doors are summarised below.

Name	Value	Unit
Mass for a unit area (single-glazed: double-glazed)	28–39: 33–49	kg/m ²
Acoustic Testing (EN ISO 10140–1 & 2) – Laboratory measurement of sound insulation of building materials		
AXILE Flush-Bond	33	dB(Rw)
AXILE Harmony	32	dB(Rw)
AXILE Conceal	33	dB(Rw)
EDGE Symmetry (up to)	41	dB(Rw)
EDGE Affinity (up to)	42	dB(Rw)
EDGE Amity	39	dB(Rw)
ELITE Symmetry	43	dB(Rw)
ELITE Affinity	45	dB(Rw)
KINETIC Aero	29	dB(Rw)
KINETIC Align	32	dB(Rw)
ELITE Aero	34	dB(Rw)
Durability Testing (EN 1191 and EN 12400) – Resistance to repeated opening and closing – requirements and classification		
All Optima doors (normal use)	5	Class

Residual Risks and Emergencies

There are no residual risks associated with the normal day to day use of Optima Products' doors in the context for which they are designed and specified.

Environmental Performance-Related Information

LCA Information

This section of the EPD records key features of the LCA on which it is based.

Scope

This cradle-to-gate EPD covers the production stage (modules A1–A3; see below); as permitted by EN 15804 modules A1–A3 are declared in aggregated form.

Product Stage			Construction Process Stage		Use Stage								End-of-Life Stage				Benefits and Loads beyond the System Boundaries
Raw Material Supply	Transport	Manufacturing	Transport to the Site	Assembly	Use	Maintenance	Repair	Replacement	Refurbishment	Operational Energy Use	Operational Water Use	Deconstruction/ Demolition	Transport	Waste Disposal	Disposal	Re-use/Recovery/ Recycling Potential	
A1	A2	A3	A4	A5	B1	B2	B3	B4	B5	B6	B7	C1	C2	C3	C4	D	
X	X	X	MND	MND	MND	MND	MND	MND	MND	MND	MND	MND	MND	MND	MND	MND	

X: included in LCA; MND: module not declared or NR for not relevant.

Declared Unit

The declared unit is a single door, width 990mm; height 2.60m, glass thickness 12mm in single-glazed, 8mm + 6mm in double-glazed. The declared unit includes a typical set of door hardware: a lock, handles, hinges, and a door closer/spring. Indicator values are declared separately for double-glazed doors and single-glazed doors. For the reference product, the mass of the declared unit is 91kg for the single-glazed door and 105kg for the double-glazed door. The minimum mass of a single-glazed door of the specified dimensions is 72kg (10mm glass); its maximum is 100kg (12mm glass). The minimum mass of double-glazed door of the specified dimensions (6mm + 6mm glass) is 84kg; its maximum is 127kg (both faces in 8mm glass).

Environmental Performance-Related Information

System Boundaries

The product stage is the only stage covered by this EPD. It includes the following information modules:

- A1 – raw material extraction and processing, and the processing of secondary material input
- A2 – transport of raw materials and secondary material inputs to the manufacturer
- A3 – manufacturing of the construction product and packaging.

This stage includes the extraction and manufacture of raw materials, intermediate products and energy, as well as waste processing up to the end-of-waste state (i.e. no longer considered a waste material) or disposal of final residues arising during the product stage.

All upstream resource extraction and manufacturing processes are included in the system. All energy used in factories and offices at Optima Products' Radstock site is included; energy used in the company's offices at locations other than Radstock is excluded.

The product life cycle covered by this EPD is illustrated below.

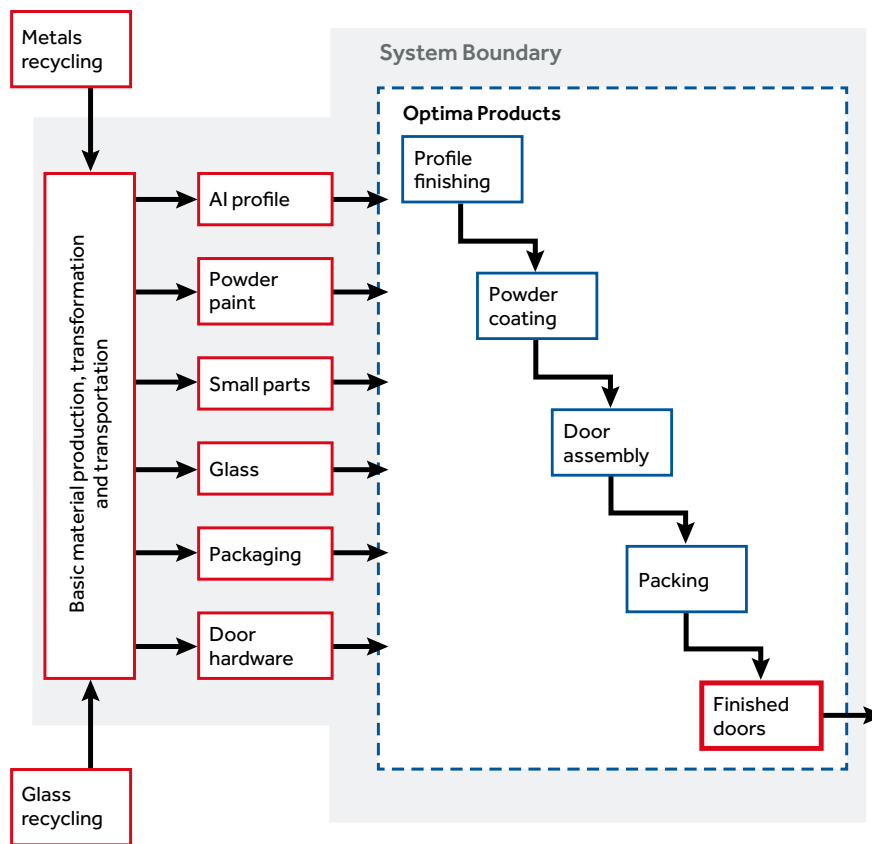


Figure 1: System boundaries for factory-produced glazed door LCA.

Environmental Performance-Related Information

Cut-off Criteria

According to EN 15804 and the PCR, flows can be omitted (cut-off) from a core process in the LCA up to a maximum of 1% of the total mass of material inputs. The total of input flows omitted in this way for any single module must not exceed 5% of the total energy usage and mass inputs for that module. The following must be included in all cases, regardless of the proportion of mass or energy they represent:

- inputs giving rise to significant environmental effects or energy use in their extraction, use or disposal
- inputs or outputs classified as hazardous waste.

The data collected from Optima Products encompassed all raw materials, packaging materials and process aids, as well as associated transport to the manufacturing site. Process energy and water use, and direct production waste are included within the data. There are no emissions to air or water apart from unmonitored combustion gases and trade effluent; these are quantified by virtue of mass balance (trade effluent) or by their inclusion in generic processes characterising inputs (gas combustion). Non-hazardous material inputs amounting, in combination, to <0.1% of all inputs during the data period were omitted from the LCA.

Data Sources and Data Quality

Data used for this EPD were collected following guidance in ISO 14044:2006; the most current available data were used in accordance with EN 15804.

The manufacturer-specific data used in LCA calculations cover a period of 1 year from November 1, 2014 to October 31, 2015. They are therefore based on 1 year averaged data and have been updated within the 5 years prior to publication of the EPD. These data were checked to ensure that sufficient materials and water were included within the inputs to account for all outputs, including products and wastes. Their technological coverage reflects physical reality for the declared product.

Other (generic) data sets used for calculations have been updated within the last 10 years.

Inputs to and outputs from the system are accounted for over a 100-year time period; long-term emissions are therefore omitted from the LCIA.

Background Data

Gate-to-gate data for glass production were taken from "Life Cycle Assessment of Float Glass", Glass for Europe, November 2010, revised February 2011. Aluminium profile production is represented by generic data for extrusion and Al production from the ecoinvent database, with the primary: secondary ratio of Al entering the processing phase based on actual recycled content reported in statements from Optima Products' suppliers. Background (generic) data for other raw material inputs and fuels were taken from the ecoinvent v3.2 database; this fulfils the EN 15804 requirement that generic data used in the LCA have been updated within the last 10 years. Where raw materials are sourced by Optima Products from actual production facilities, datasets representing production have been used; where raw materials or components are sourced by Optima Products from agents, market datasets have been used. Data quality has been reviewed for all processes that contribute significantly to the overall LCA and judged to be fit for purpose.

Allocation

In the background data, the ecoinvent default allocation is applied to all processes except those in which secondary materials are used, where the "cut-off" allocation is applied. This ensures that secondary materials are free of upstream burdens that arise prior to their reaching the "end of waste" state, in accordance with Section 6.3.4.2 of EN 15804.

Factory data for Optima Products' Radstock facility have been sub-divided where possible to avoid allocation. Remaining inputs and outputs are allocated on the basis of physical relationships.

Environmental Performance-Related Information

Assumptions and Estimates

The “primary energy used as material (PERM; PENRM)” indicators are calculated using - as characterisation factors - published values for constituent materials which can yield energy on combustion, where available, and from published calorific values where PERM or PENRM values are not available.

In this EPD, the following values are used:

- renewable primary energy as material: not applicable
- non-renewable primary energy as material: 27 MJ/kg.

The energy content of wood in product packaging is excluded from the PENRM calculation.

“Primary energy as fuel” indicators (PENRE, PERE) are calculated as the total primary energy demand minus primary energy used as material.

LCA Results

Environmental Indicators and Interpretation

Environmental indicator results for the A1–A3 modules on an aggregated basis are shown in the 4 following tables for the declared unit of a single door (width 990mm; height 2.60m; with typical hardware).

Parameter – Environmental Impacts	Unit	Modules A1–A3	
		Single-glazed	Double-glazed
Global warming potential (GWP)	kg CO ₂ -eq	2.39E+02	2.71E+02
Depletion potential of the stratospheric ozone layer (ODP)	kg CFC11-eq	2.16E-05	2.46E-05
Acidification potential of land and water (AP)	kg SO ₂ -eq	1.65E+00	1.85E+00
Eutrophication potential (EP)	kg PO ₄ ³⁻ -eq	2.08E-01	2.28E-01
Formation potential of tropospheric ozone photochemical oxidants (POCP)	kg ethene-eq	8.67E-02	9.67E-02
Abiotic depletion potential for non-fossil resources (ADPE)	kg Sb-eq	5.13E-03	5.20E-03
Abiotic depletion potential for fossil resources (ADPFF)	MJ	3.21E+03	3.63E+03

Parameter – Resource Use	Unit	Modules A1–A3	
		Single-glazed	Double-glazed
Renewable primary energy as energy carrier (PERE)	MJ	1.07E+03	1.12E+03
Renewable primary energy resources as material utilization (PERM)	MJ	0.00E+00	0.00E+00
Total use of renewable primary energy resources (PERT)	MJ	1.07E+03	1.12E+03
Non-renewable primary energy as energy carrier (PENRE)	MJ	3.62E+03	4.10E+03
Non-renewable primary energy as material utilization (PENRM)	MJ	2.40E+00	2.40E+00
Total use of non-renewable primary energy resources (PENRT)	MJ	3.62E+03	4.10E+03
Use of secondary material (SM)	kg	1.83E+01	1.97E+01
Use of renewable secondary fuels (RSF)	MJ	0.00E+00	0.00E+00
Use of non-renewable secondary fuels (NRSF)	MJ	0.00E+00	0.00E+00
Use of net fresh water (FW)	m ³	4.50E+00	5.14E+00

Parameter – Waste	Unit	Modules A1–A3	
		Single-glazed	Double-glazed
Hazardous waste disposed (HW)	kg	2.52E+01	2.84E+01
Non-hazardous waste disposed (NHW)	kg	1.34E+02	1.39E+02
Radioactive waste disposed (RW)	kg	1.89E-02	2.15E-02

Parameter – Output Flows	Unit	Modules A1–A3	
		Single-glazed	Double-glazed
Components for re-use	kg	0.00E+00	0.00E+00
Materials for recycling	kg	1.87E+01	2.15E+01
Materials for energy recovery	kg	0.00E+00	0.00E+00
Exported energy	MJ	0.00E+00	0.00E+00

LCA Results

Interpretation

The relative contributions of different elements of a door to the indicator values presented in this EPD are similar for single-glazed and double-glazed doors.

Aluminium ingot and production of float glass account for some 70% of the GWP indicator value. The contribution of aluminium is higher than its proportion by mass in the declared unit. A similar pattern is observed for AP, POCP and ADPF.

For EP and ADPE, the door hardware makes the largest contribution to the overall indicator total, despite accounting for approximately 5% of the total mass of the door; non-ferrous metal components are particularly significant. Thus if door hardware is assumed to include stainless steel handles alone instead of a lock, ADPE reduces by over 50% and EP by almost 30%, while GWP and ADPF change by <2%. The door hardware model in the LCA has been checked against published EPD for items normally installed with Optima Products' doors and found to be in reasonable agreement for all categories except ODP (see below).

For ODP, releases of Halon 1301, Halon 1211 and CFC-114 in generic inventory data for upstream processes – particularly hydrocarbon production and transport – account for almost 95% of the indicator values obtained. Some information sources underlying this generic data predate Montreal Protocol deadlines for replacement of these substances in all but essential uses. ODP indicator values should therefore be treated with caution.

PENRE and ADPF, although reported in the same units, are calculated by different methods. PENRE includes nuclear energy and energy in wood extracted from primary forests, whereas ADPF does not. The fossil fuel-derived component of PENRE is identical to the ADPF indicator value.

Tables below indicate the range between maximum and minimum LCIA indicator values for single- and double-glazed doors respectively.

Parameter – Environmental Impacts	Unit	Modules A1–A3			
		Single-glazed			
		Minimum		Maximum	
		Indicator Value	% Reference Product Value	Indicator Value	% Reference Product Value
Global warming potential (GWP)	kg CO ₂ -eq	1.70E+02	79%	3.50E+02	146%
Depletion potential of the stratospheric ozone layer (ODP)	kg CFC11-eq	1.65E-05	87%	2.82E-05	131%
Acidification potential of land and water (AP)	kg SO ₂ -eq	1.22E+00	82%	2.32E+00	141%
Eutrophication potential (EP)	kg PO ₄ ³⁻ -eq	1.71E-01	89%	2.61E-01	126%
Formation potential of tropospheric ozone photochemical oxidants (POCP)	kg ethene-eq	6.06E-02	75%	1.31E-01	151%
Abiotic depletion potential for non-fossil resources (ADPE)	kg Sb-eq	4.99E-03	98%	5.32E-03	104%
Abiotic depletion potential for fossil resources (ADPFF)	MJ	2.36E+03	81%	4.57E+03	142%

Parameter – Environmental Impacts	Unit	Modules A1–A3			
		Double-glazed			
		Minimum		Maximum	
		Indicator Value	% Reference Product Value	Indicator Value	% Reference Product Value
Global warming potential (GWP)	kg CO ₂ -eq	1.89E+02	70%	4.05E+02	150%
Depletion potential of the stratospheric ozone layer (ODP)	kg CFC11-eq	1.87E-05	76%	3.38E-05	137%
Acidification potential of land and water (AP)	kg SO ₂ -eq	1.35E+00	73%	2.68E+00	144%
Eutrophication potential (EP)	kg PO ₄ ³⁻ -eq	1.85E-01	81%	2.98E-01	130%
Formation potential of tropospheric ozone photochemical oxidants (POCP)	kg ethene-eq	6.53E-02	67%	1.47E-01	152%
Abiotic depletion potential for non-fossil resources (ADPE)	kg Sb-eq	5.04E-03	97%	5.45E-03	105%
Abiotic depletion potential for fossil resources (ADPFF)	MJ	2.62E+03	72%	5.30E+03	146%

References

ecoinvent database (v3.2) (www.ecoinvent.ch).

EN 1191:2000 – Windows & Doors – Resistance to repeated opening and closing.

EN 12400:2002 – Windows & Doors – Mechanical durability – requirements and classification.

EN 15804:2012 + A1:2013 – Sustainability of construction works - Environmental Product Declarations - Core rules for the product category of construction products.

General Program Instructions, Version 2.5, 2015-05-11 - The International EPD® System - EPD International AB.

HPD 1.0 Health Product Declaration Standard version 1.0.

IBU Part B: Requirements on the EPD.

ISO 9001:2008 – Quality management system. Requirements.

ISO 10140 – 1 & 2:2010 – Acoustics – Laboratory measurement of sound insulation of building elements.

ISO 14001:2004 – Environmental management systems – Requirements with guidance for use.

ISO 14025:2009–11: Environmental labels and declarations – Type III environmental declarations – Principles and procedures.

LCA of Doors & Partition Systems – Report for Optima Products Limited – EuGeos Limited (2016).

PCR 2012:01 Construction products and Construction services, Version 2.01, 2016-03-09 - The International EPD® System – EPD International AB.

Glossary

The International EPD® System: a programme for Type III environmental declarations, maintaining a system to verify and register EPD®s as well as keeping a library of EPD®s and PCRs in accordance with ISO 14025. (www.environdec.com).

Life cycle assessment (LCA): LCA studies the environmental aspects and quantifies the potential impacts (positive or negative) of a product (or service) throughout its entire life. ISO standards ISO 14040 and ISO 14044 set out conventions for conducting LCA.

REACH Regulation: REACH is the European Regulation on Registration, Evaluation, Authorisation and Restriction of Chemicals. It entered into force in 2007, replacing the former legislative framework for chemicals in the EU.

Summary

This Environmental Product Declaration provides environmental performance indicators for an aluminium-framed glazed door.

This is an Environmental Product Declaration in accordance with ISO 14025 and EN 15804, and is third-party verified. It is a cradle-to-gate EPD in accordance with the requirements of EN 15804, and thus covers the modules A1–A3 defined in that standard. All other stages are dependent on the specific application of the product and should be included in a whole-of-life model.

This EPD is based on a life cycle assessment (LCA) study which used production data for one year, from November 1, 2014 to October 31, 2015 from Optima Products Limited’s manufacturing facility in Radstock, UK. Background data were taken from the ecoinvent database (v3.2).

The declared unit is one single door (width 990mm; height 2.60m; with typical hardware).

Aluminium Framed Glazed Doors

EPD programme:	The International EPD® System
EPD programme operator:	EPD International AB - Stockholm - Sweden www.environdec.com
EPD owner:	Optima Products Limited Mill Road Radstock Bath BA3 5TX - UK www.optimasystems.com
EPD registration No:	S-P-00480
Date of publication:	14 February 2017
EPD valid until:	13 February 2022
EPD geographical scope:	Worldwide
EPD based on Product Category Rules:	The CEN standard EN 15804 serves as the core PCR
	The International EPD® System’s PCR 2012:01 Construction products and Construction services, Version 2.01, 2016-03-09
PCR review conducted by:	The Technical Committee of the International EPD® System Chair: Maurizio Fieschi; contact via info@environdec.com
EPD verification:	Independent verification of this EPD and data, according to ISO 14025/2006: <input type="checkbox"/> internal certification <input checked="" type="checkbox"/> external verification
Third party verifier:	Ugo Pretato - Recognised Individual Verifier
Accredited or approved by:	The International EPD® System
LCA conducted by:	EuGeos Limited - UK +44 (0)1625 434423 - www.eugeos.co.uk



The CEN standard EN 15804 serves as the core PCR.

EPDs within the same product category but from different programmes may not be comparable.

EPDs of construction products may not be comparable if they do not comply with EN 15804.



Optima Products Limited
Mill Road
Radstock
Bath
BA3 5TX

t +44 (0) 1761 433 461

www.optimasystems.com