


# Artwright®

System b3  
Extreme Modularity

A young girl with blonde hair, wearing a white dress with a purple floral pattern, and a young boy with blonde hair, wearing a yellow polo shirt and light blue shorts, are walking hand-in-hand on a grassy field. They are both smiling and looking towards the camera. The background is a lush green field with trees and foliage.

Artwright is an ISO 14001 certified environmentally responsible company; and  
an ISO 9001 quality certified company \*\*.

#### Environmental Responsibilities.

Artwright environment is a careful blend of materials, resources, technology and fine design. We apply our expertise in design and manufacturing process to create and deliver innovative products with minimal adverse environmental impact. In our production, we carefully select materials that are safe, healthy and ecologically sound throughout their life cycle. Over 80% of materials used are recyclable.

Wood used in the Artwright environment is an ecologically sensitive choice. The hevea brasiliensis, commonly known as the rubber trees, are rapidly renewable, and are harvested from expired matured rubber latex plantations. Therefore, we have provided extra use for the trees, and eliminated the usage of natural forest timber.

Our commitment to environmental protection includes being an ISO14001 Environmental Management System standards certified company. This ensures every environmental aspect in the organization is taken into consideration.

#### Appealing Design.

The Artwright office environment is clearly defined by the sleek lines and superior design. Curves blend to form functional units to create optimum offices.

#### Superior Standards.

Research on ergonomics is reflected in our integrated office environment with efficient space usage. All Artwright products are manufactured according to international standards.

#### Value Investments.

Your investment is fully protected by a guarantee against any manufacturing defect for 10 years. The system is also modular and consistently adaptable. Engineered for durability, Artwright's timeless design assures you of a high value investment.

\*\* ISO 9002 first certified 1998, ISO 9001 certified 2016, ISO 14001 certified 2016.

**Artwright.** It's about Design





## Introducing extreme modularity. . System b3

There is only ONE type of connection in the under-worktop structures comprising the support rails and the up-right legs; and this alone creates the entire System b3.

The rails connect to form the system structure in ONLY one way, by a patented System b3 “Square-Clip”. The same rails can be applicable in numerous ways, including :-)

1. To an end up-right leg.
2. To a shared up-right leg.
3. To direct connect to another end of the support rail.
4. In a 3-way to another cross-rail, etc.

Once connected, the concept of extreme modularity in b3 takes on to form all the modular dimensions required to ensure your valued investments into a system furniture that will last a life time of versatility and flexibility, as delivered by Artwright predecessor, the System MXV2 - fully expandable and re-configurable.

The rails and the legs are of 150mm modules in lengths and depth respectively. Hence a buyer needs to only specify, say, 1800mm lengths by 600mm depth with 2 end up-right legs, and that is all ! This provides a new meaning to modularity . . . . . extreme modularity.







# Modular Concepts

**System b3 creates a formula that simplifies and organizes the structure of a desking system for the most modular concepts.**



# Artwright

It's about Design

Extreme







## STRONG, SO STURDY

The flip covers are made from extra thick gauge steel and epoxy powder coated. They are designed to withstand decades of commercial usage.



## FLUSHED, SO NEAT

Cable trays under the worktops are completely flushed into the b3 leg structure. You may not even notice the cable trays when you look underneath the worktops!

## WIRES ACCESSIBLE

The careful detailing of wire management in b3 provides onto the above worktop pads by being concealed in any of the MXi2 vertical holding posts.



## PLUG IN, YOUR CHOICE

The slant power block with user specified configuration in the power and data outlets enables accessibility and user friendliness in a neat manner.



## STORAGE, OR SEAT ?

Artwright completes your office with a comprehensive range of storage solutions, including side and back credenzas, free standing cabinets, as well as mobile pedestals of various designs.



## MODESTY OPTIONS

We understand sometimes users need some privacy for their legs. Artwright provides optional modesty panels in acrylic, MDF Printed, or metal.



# b3 Highlights

## and the complimenting

# F1 Panels



### CLAMP IT, SO EASY

The Artwright F1 panels are light and flexible. The integrated clamp design ensures ease of assembly as the F1 panel can be clamped onto a 25mm worktop with a tightening knob.



### GET ORGANIZED !

from clockwise : Slanted Paper Sorter, Pen Cup, Mobile Phone Holder, Phone Tray, and Horizontal Paper Tray. Not in the pic : File Holder, Paper Clip Holder, Horizontal Pen Tray.



### IT IS "FLOATING"

The Artwright F1 panels are designed with a gap of 15mm between the bottom of the panel and the work surfaces, so as to provide a float and light appearance.



### OH DREAMS GO WILD !

The b3 leg structure is available in 5 metal colors. The fabric segment offers a wide array of colors and finish choices to brighten up and personalize your workplace.







The Artwright Design Lab extends its passion and furniture design expertise into the premium bench desking system.

The leg frames come complete with leveling glides that enable wire management into the frame itself. The leg frames can be shared between desks, end to end or back to back. This ensures a minimum component requirement while improving structural integrity.

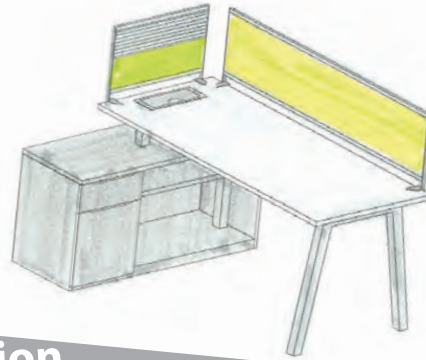
In addition to the modular open office bench desking solutions, the comprehensive System b3 vocabulary can be smartly applied into conference and meeting applications, as well as training rooms.



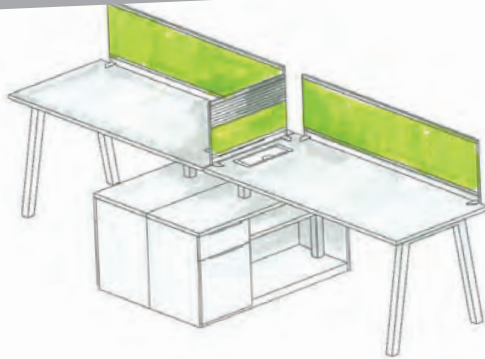
1-man workstation



1-man workstation



2-man workstation



This 1600mmx1600mm configuration has a side return of 1200mm that provides additional work surfaces to the user.

The side credenza acts as the support structure while providing for personal storage and filing needs.

Wires access from an invisible conduit cleverly hidden inside the side credenze, into the horizontal wire trays underneath the work surfaces, and to be accessed via the sturdy metal flipper.

## Tips !

Add in the functional pad accessories eg paper trays, pen cup, sorters etc to tidy up your workspace.





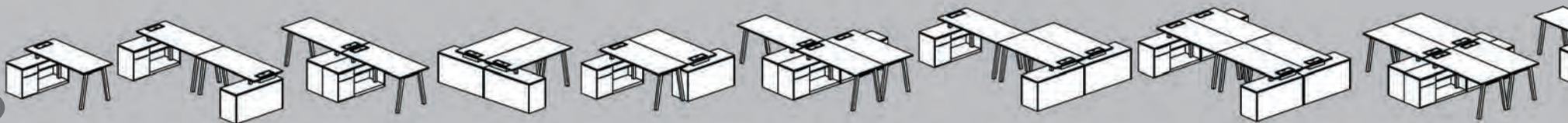
# Effective Modularity



## b3b the design option for legs with a slant ....



Without any dismantling or dis-assembly, the single complete workstation can be moved about or parked into clusters of 2, 3 or 4, or any number as desired. The easily clamped on F1 panels can be added, removed or changed in its position.

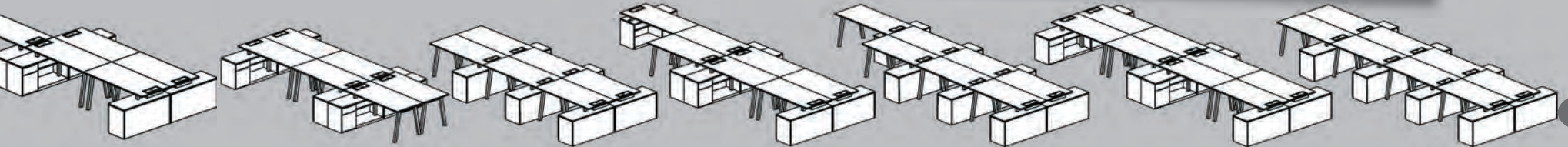




# Tips !

Experience an adventure  
in your office landscape.

Just move and park the  
entire workstation to  
form different clusters  
whenever you wish !



# Classic Simplicity

**“Simplicity is the ultimate sophistication”,  
said Leonardo Da Vinci,  
How true for Artwright System b3 !**







## Tips !

You can specify different colors for each side of the F1 panel to create a different feel within the cluster.



In this configuration, the 2 workstations are supported by a b3 beam that runs across a length span of approximately 3000mm. The elimination of a middle leg usage gives your work space a clean look.

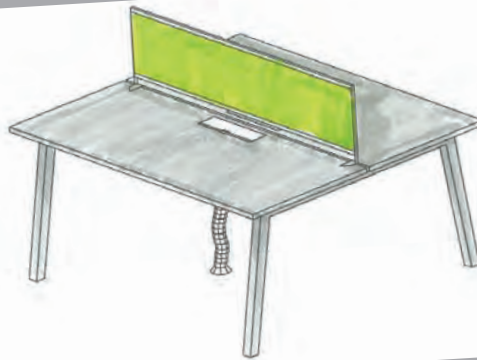




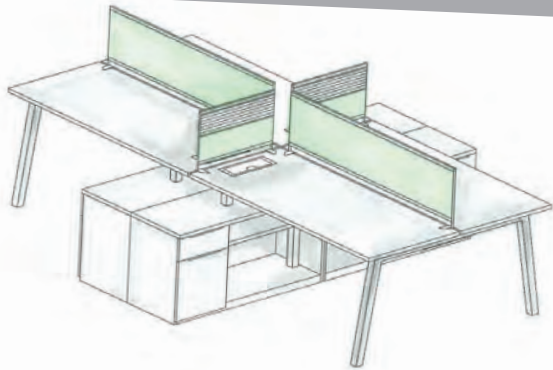
# Tips !

some of our proposals  
to help you plan your  
office layout..  
but we are here to  
assist you too

## 2-man workstation



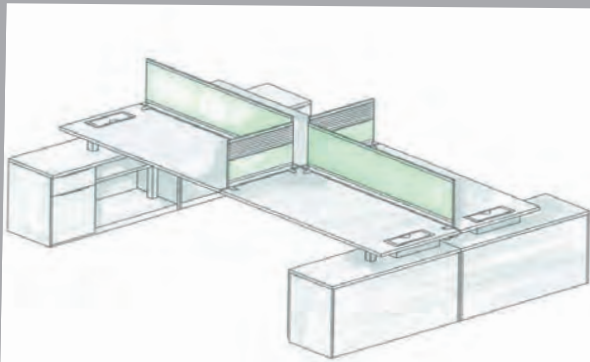
## 4-man workstation



## meeting table for 6/8/10



## 4-man workstation



## meeting table for 12 & above



**Artwright®**  
Instant Office™

System b3b and F1 Panels are included  
in the offer of Artwright Instant Office™  
Program for your fast delivery.



# AHB Group

17 Jalan Industri PBP 11,

Pusat Bandar Puchong

47100 Puchong

Selangor, Malaysia

Tel : +603 5882 2882

Fax : +603 5882 2222

[mailbox@artwright.com](mailto:mailbox@artwright.com)

[www.artwright.com](http://www.artwright.com)

Copyrights, design and patent rights, all rights reserved. Artwright 1986-2015.  
No parts may be reproduced without written authority from Artwright.

V1510